




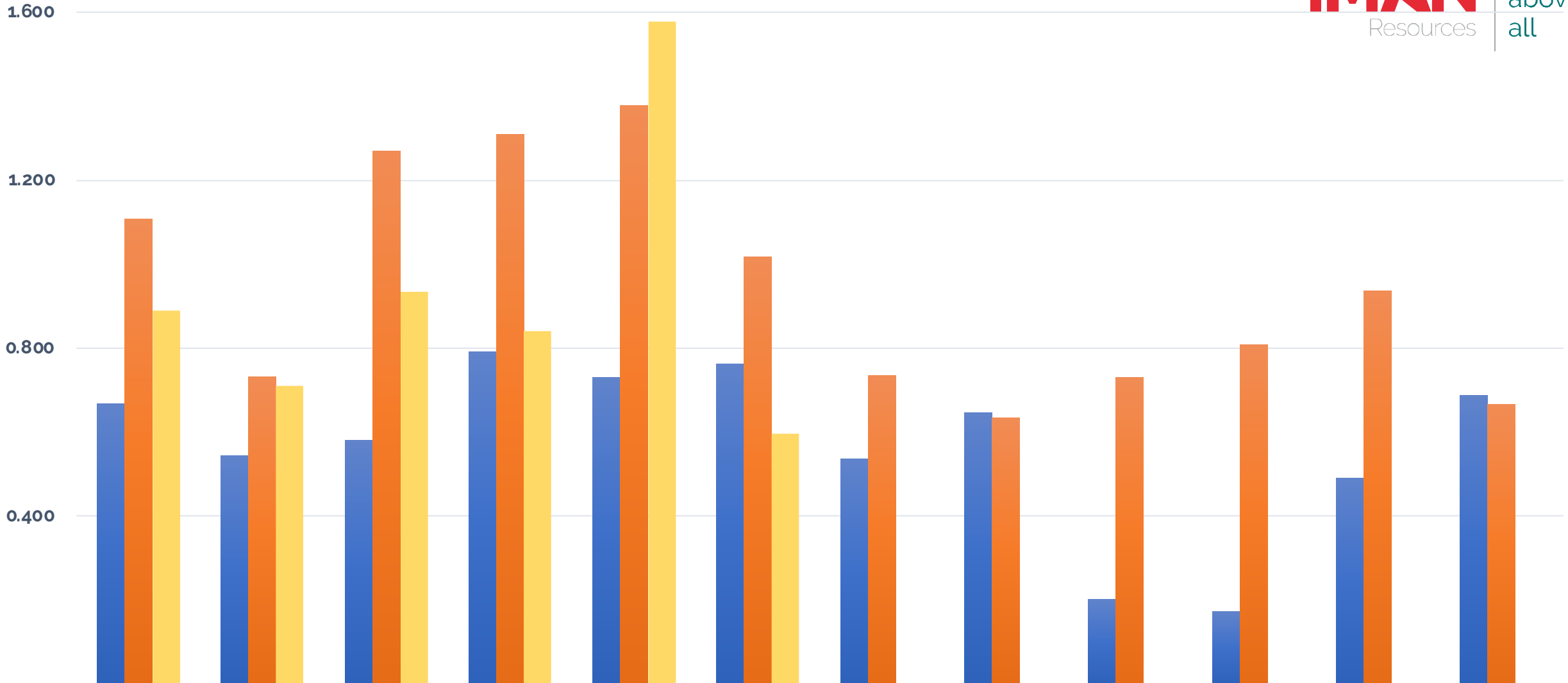
IMAN

Import Overview - PetCoke



India's Import of Petcoke (Monthly)

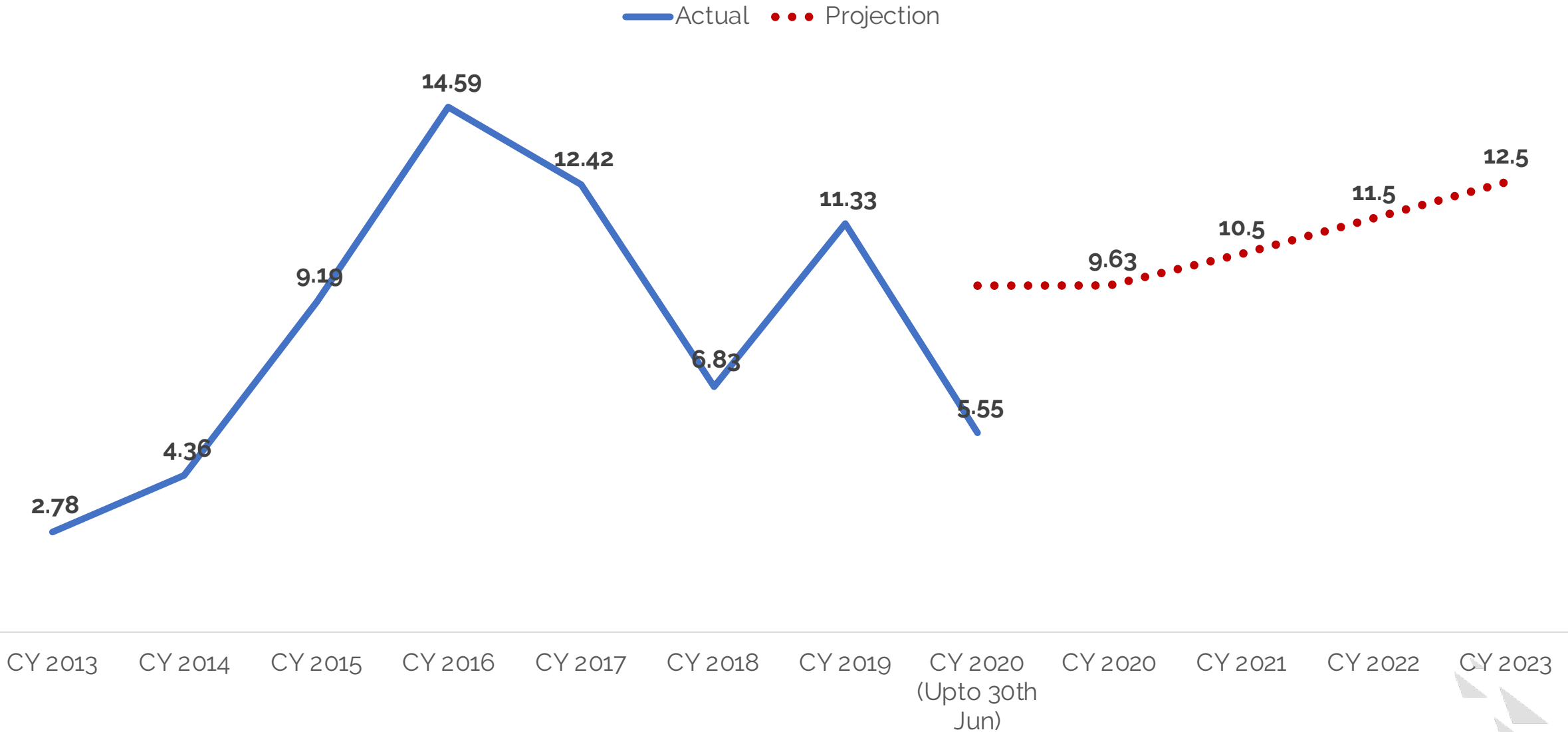
(Million Metric Tons)



	JAN	FEB	MAR	APR	MAY	JUN	JUL	AUG	SEP	OCT	NOV	DEC
■ 2018	0.668	0.545	0.582	0.792	0.732	0.763	0.538	0.647	0.204	0.174	0.492	0.689
■ 2019	1.108	0.733	1.269	1.309	1.377	1.018	0.735	0.635	0.732	0.809	0.937	0.667
■ 2020	0.890	0.712	0.933	0.842	1.578	0.599						

India's Import of Petcoke (Yearly)

(Million Metric Tons)



India's Pet Coke Imports (MoM)

Origin Wise

India's Pet Coke Import (Metric Tons)

	Jun-20	Jun-19	% Change	CY 2020 (Jan-Jun)	CY 2019 (Jan-Jun)	% Change
USA	296,751	398,545	(25.54)%	4,195,833	3,514,629	19.38 %
SAUDI ARABIA	106,900	433,026	(75.31)%	610,460	2,139,825	(71.47)%
CHINA	33,195	49,945	(33.54)%	201,284	450,283	(55.30)%
OMAN	54,000	47,790	12.99 %	133,154	193,490	(31.18)%
NETHERLANDS				81,802		
INDONESIA	40,400			80,959	56,675	42.85 %
SPAIN				60,496		
KUWAIT	29,952			57,451	78,351	(26.67)%
UAE	12,801			39,226	2,401	1,534.07 %
GERMANY		30,268		29,626	61,187	(51.58)%
OTHER	25,014	58,035	(56.90)%	64,128	316,663	(79.75)%
TOTAL	599,013	1,017,609	(41.14)%	5,554,418	6,813,503	(18.48)%

India's Pet Coke Imports

(Origin Wise - Market Share)

India's Pet Coke Import (Metric Tons)

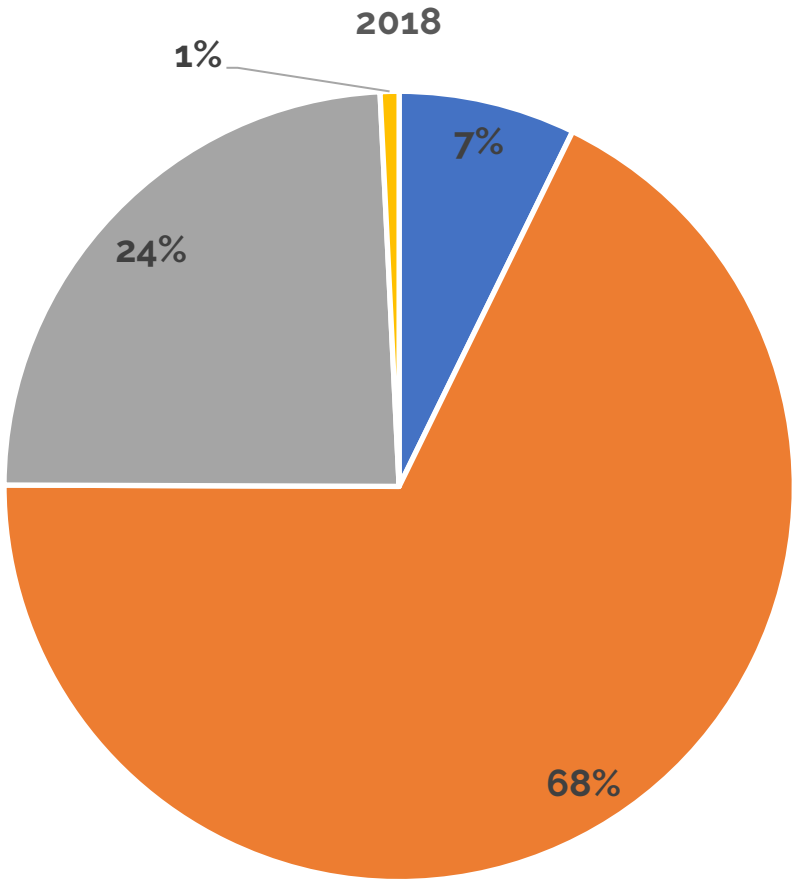
	CY 2018		CY 2019		CY 2020 (Upto 30th Jun)	
USA	3,073,935	45.02%	5,836,446	51.52%	4,195,833	75.54%
SAUDI ARABIA	2,164,618	31.71%	3,513,778	31.01%	610,460	10.99%
CHINA	675,698	09.90%	661,867	05.84%	201,284	03.62%
OMAN	82,418	01.21%	357,754	03.16%	133,154	02.40%
INDONESIA	251,409	03.68%	146,328	01.29%	80,959	01.46%
KUWAIT	214,218	03.14%	141,599	01.25%	57,451	01.03%
GERMANY	100,196	01.47%	93,512	00.83%	29,626	00.53%
MALAYSIA	24,210	00.35%	98,370	00.87%	27,538	00.50%
CANADA		00.00%	149,439	01.32%		00.00%
NETHERLANDS	59,050	00.86%		00.00%	81,802	01.47%
UNITED KINGDOM	43,098	00.63%	57,233	00.51%	6,368	00.11%
UAE	27,000	00.40%	55,690	00.49%	39,226	00.71%
BRAZIL	,072	00.00%	64,674	00.57%		00.00%
ARGENTINA		00.00%	99,098	00.87%		00.00%
SPAIN		00.00%		00.00%	60,496	01.09%
Other	111,342	01.63%	53,645	00.47%	30,221	00.54%
TOTAL	6,827,264		11,329,431		5,554,418	

India's Pet Coke Imports

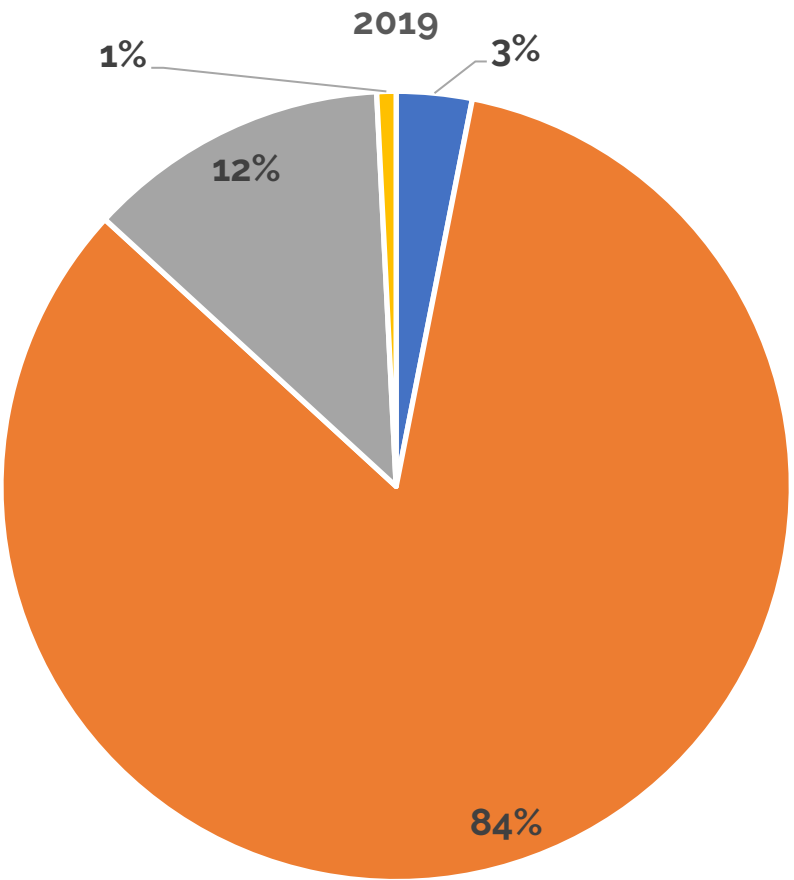
(Grade Wise - Market Share)



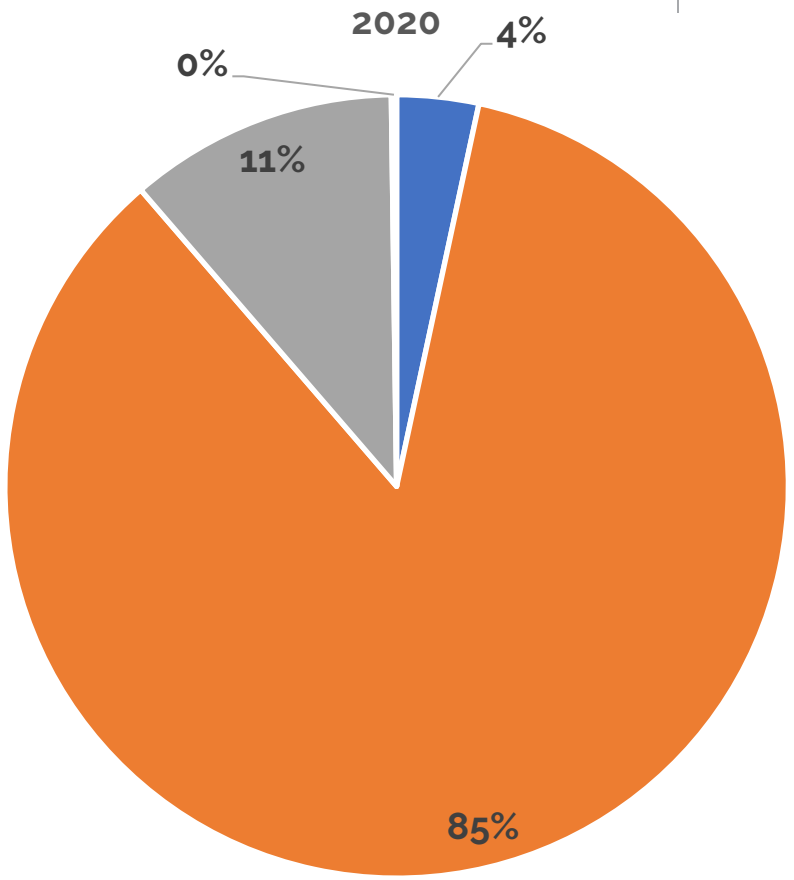
Trust above all



■ CPC ■ FUEL GRADE ■ ANODE ■ OTHER



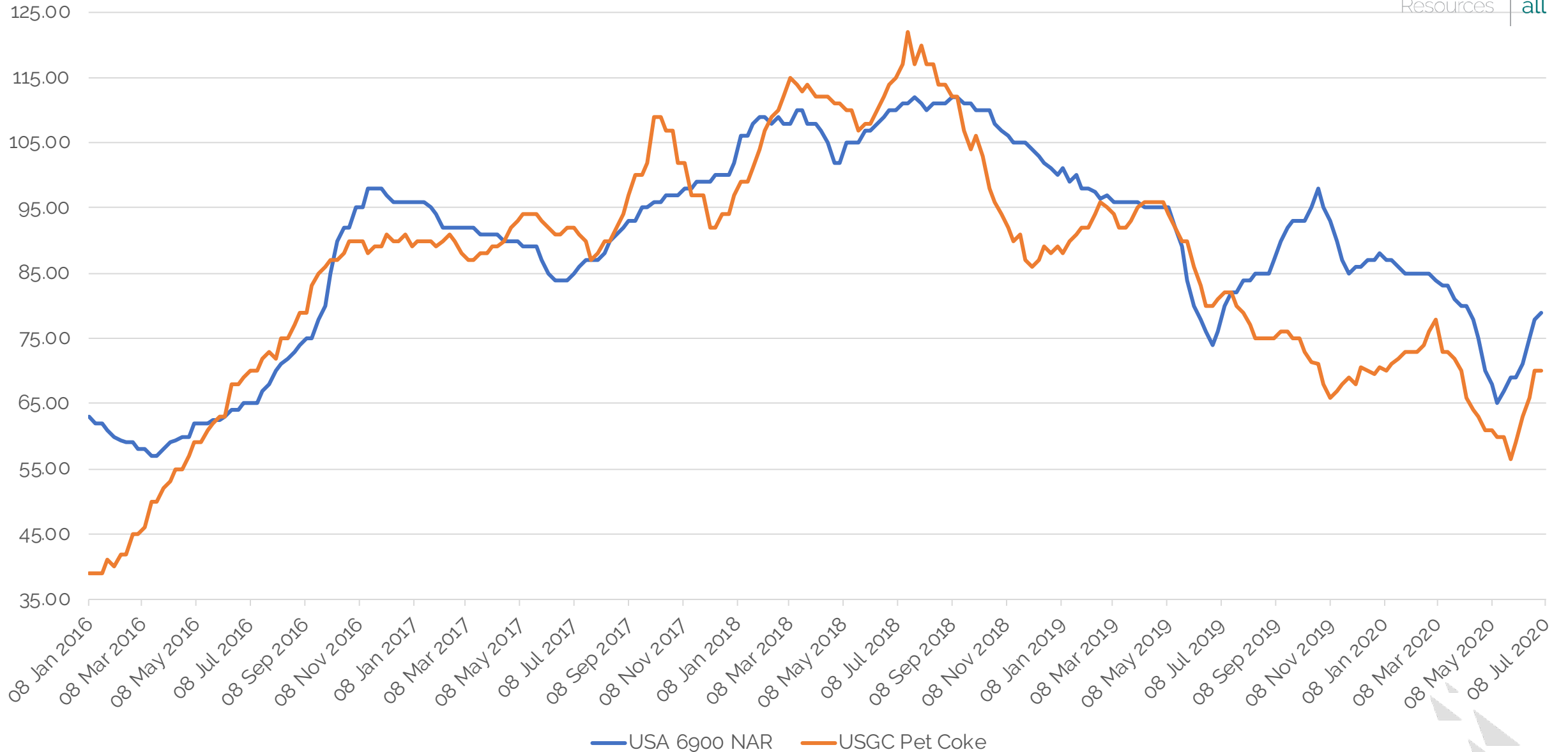
■ CPC ■ FUEL GRADE ■ ANODE ■ OTHER



■ CPC ■ FUEL GRADE ■ ANODE ■ OTHER

Pet Coke International Price

(Per MT in USD CFR West Coast India)



Pet Coke Domestic Price

(Per MT in INR Ex-Refinery)

		May-20	Jun-20	Jul-20
Basic Price (per MT) (In INR)	RIL	5,892	5,697	6,750
	Essar	5,890	5,705	6,755
	CPCL	5,180	4,980	5,200
	IOCL - Koyali (Rake)	5,950	5,700	6,300
	IOCL - Paradip (Rake)	5,870	5,310	6,060
	IOCL - Haldia (Rake)	6,040	6,040	6,040
	MRPL (Rake)	6,190	6,190	6,190
	BPCL - Bina (Rake)		7,832	7,555
	BPCL - Kochi (Rake)		5,942	5,432



Write us for any question and feedback

vasudev@iman-resources.com

linus@iman-resources.com



+971 50 219 3120



+91 96195 30330
+91 98306 87087



+1 703 609 4422



www.iman-resources.com