




IMAN Report

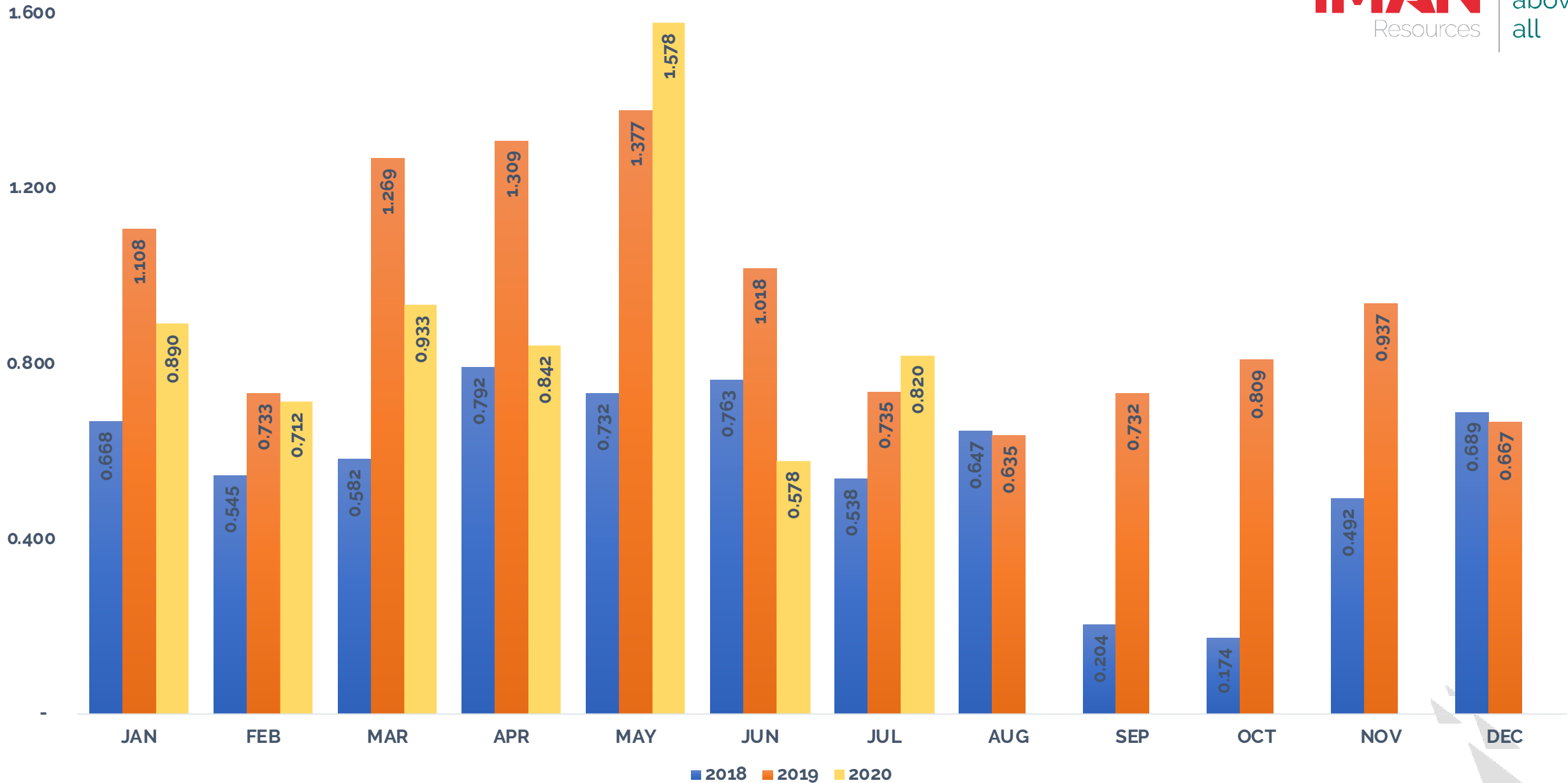
India's Petcoke Imports

Jul 2020



India's Import of Petcoke (Monthly)

(Million Metric Tons)



India's Pet Coke Imports (MoM)

Origin Wise

India's Pet Coke Import (Metric Tons)

	Jul-20	Jul-19	% Change	CY 2020 (Jan-Jul)	CY 2019 (Jan-Jul)	% Change
USA	338,648	307,304	10.20 %	4534,481	3821,933	18.64 %
SAUDI ARABIA	383,947	272,687	40.80 %	994,407	2412,512	(58.78)%
CHINA	28,870	67,708	(57.36)%	230,154	517,991	(55.57)%
OMAN	8,800	23,000	(61.74)%	141,954	216,490	(34.43)%
INDONESIA	20,791	36,462	(42.98)%	96,750	93,137	3.88 %
NETHERLANDS				81,802		
SPAIN				60,496		
KUWAIT				57,451	78,351	(26.67)%
UAE	10,262	5,500		49,488	7,901	526.39 %
GERMANY		,001		29,626	61,187	(51.58)%
OTHER	28,514	22,823	24.94 %	76,142	339,486	(77.57)%
TOTAL	819,832	735,484	11.47 %	6,352,750	7,548,987	(15.85)%

India's Pet Coke Imports

(Origin Wise - Market Share)

India's Pet Coke Import (Metric Tons)

Resources

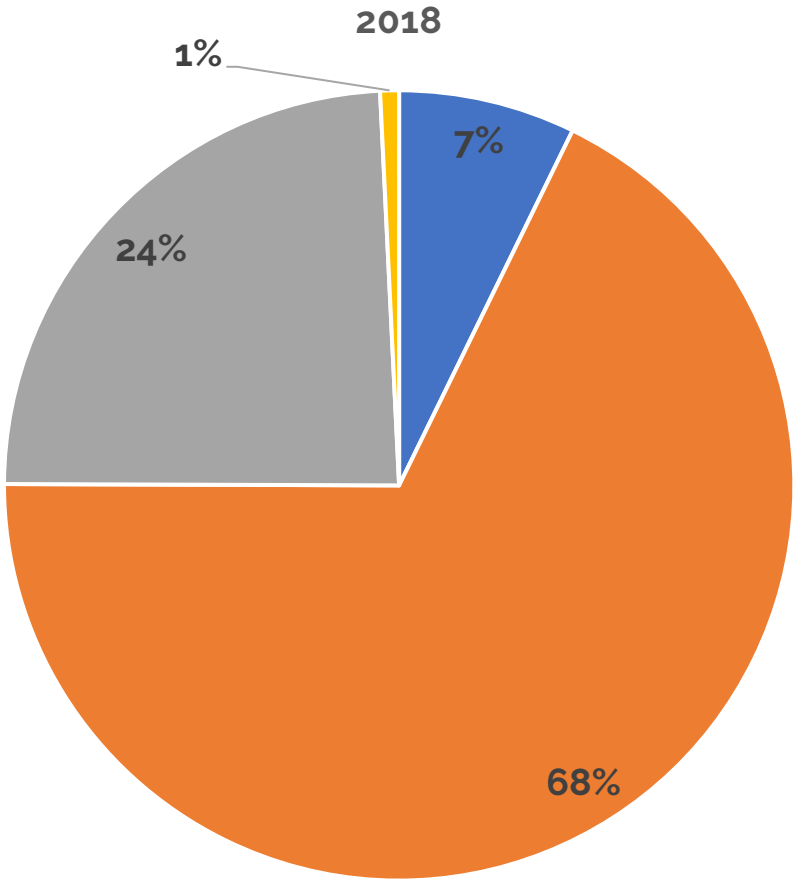
	CY 2018		CY 2019		CY 2020 (Upto 31st Jul)	
USA	3,073,935	45.02%	5,836,446	51.52%	4,534,481	71.38%
SAUDI ARABIA	2,164,618	31.71%	3,513,778	31.01%	994,407	15.65%
CHINA	675,698	09.90%	661,867	05.84%	230,154	03.62%
OMAN	82,418	01.21%	357,754	03.16%	141,954	02.23%
INDONESIA	251,409	03.68%	146,328	01.29%	96,750	01.52%
KUWAIT	214,218	03.14%	141,599	01.25%	57,451	00.90%
GERMANY	100,196	01.47%	93,512	00.83%	29,626	00.47%
MALAYSIA	24,210	00.35%	98,370	00.87%	11,038	00.17%
CANADA		00.00%	149,439	01.32%		00.00%
NETHERLANDS	59,050	00.86%		00.00%	81,802	01.29%
UNITED KINGDOM	43,098	00.63%	57,233	00.51%	7,670	00.12%
UAE	27,000	00.40%	55,690	00.49%	49,488	00.78%
BRAZIL	,072	00.00%	64,674	00.57%		00.00%
ARGENTINA		00.00%	99,098	00.87%	24,766	00.39%
SPAIN		00.00%		00.00%	60,496	00.95%
Other	111,342	01.63%	53,645	00.47%	32,668	00.51%
TOTAL	6,827,264		11,329,431		6,352,751	

India's Pet Coke Imports

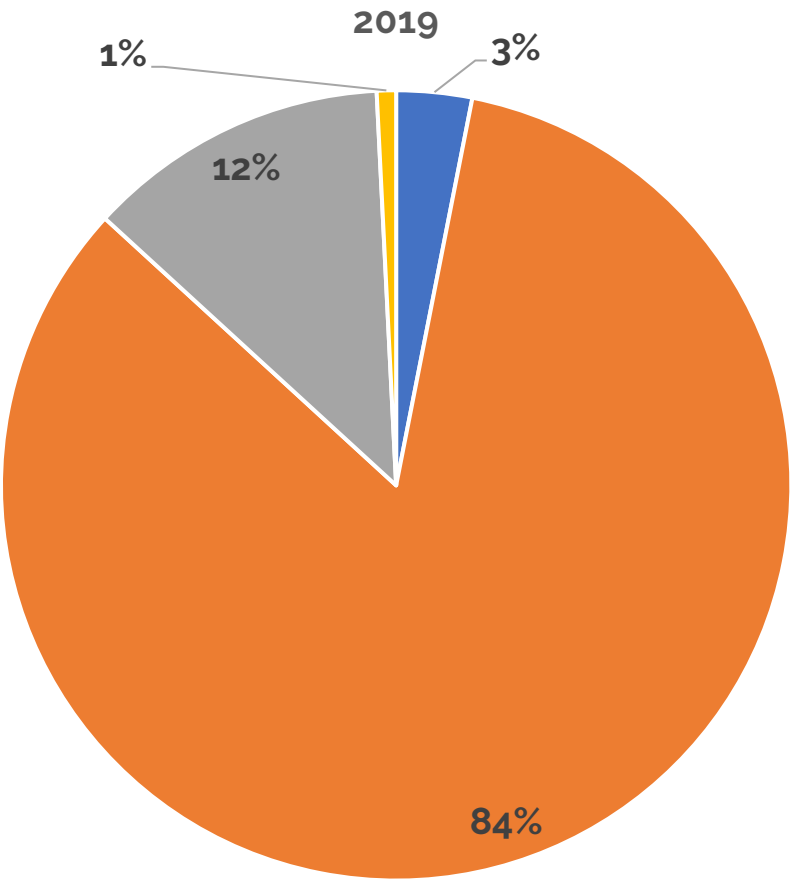
(Grade Wise - Market Share)



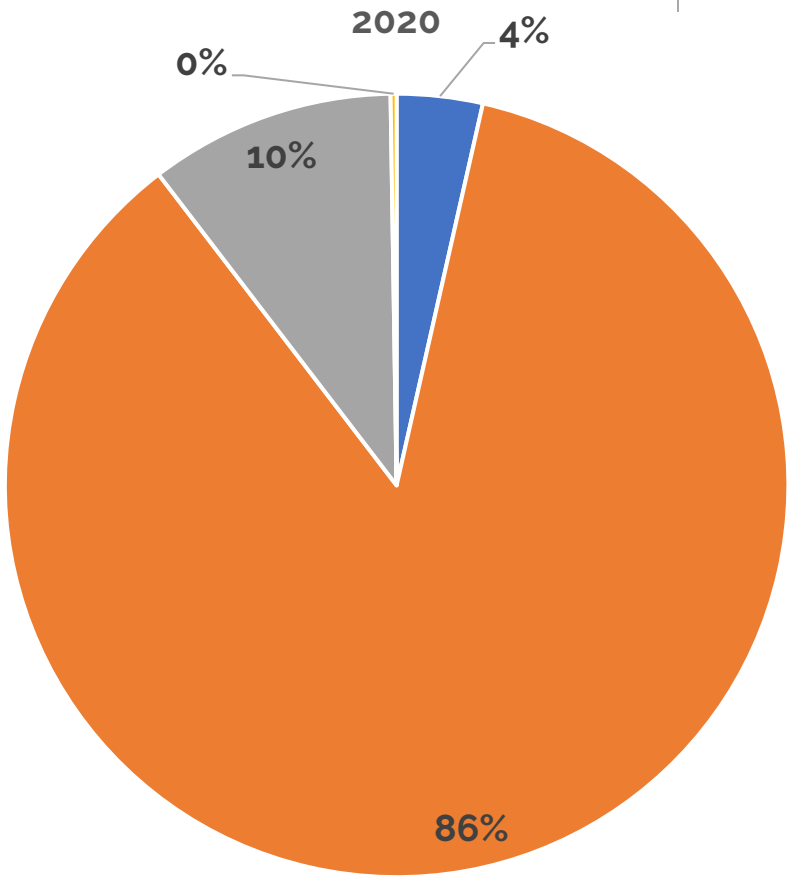
Trust above all



■ CPC ■ FUEL GRADE ■ ANODE ■ OTHER



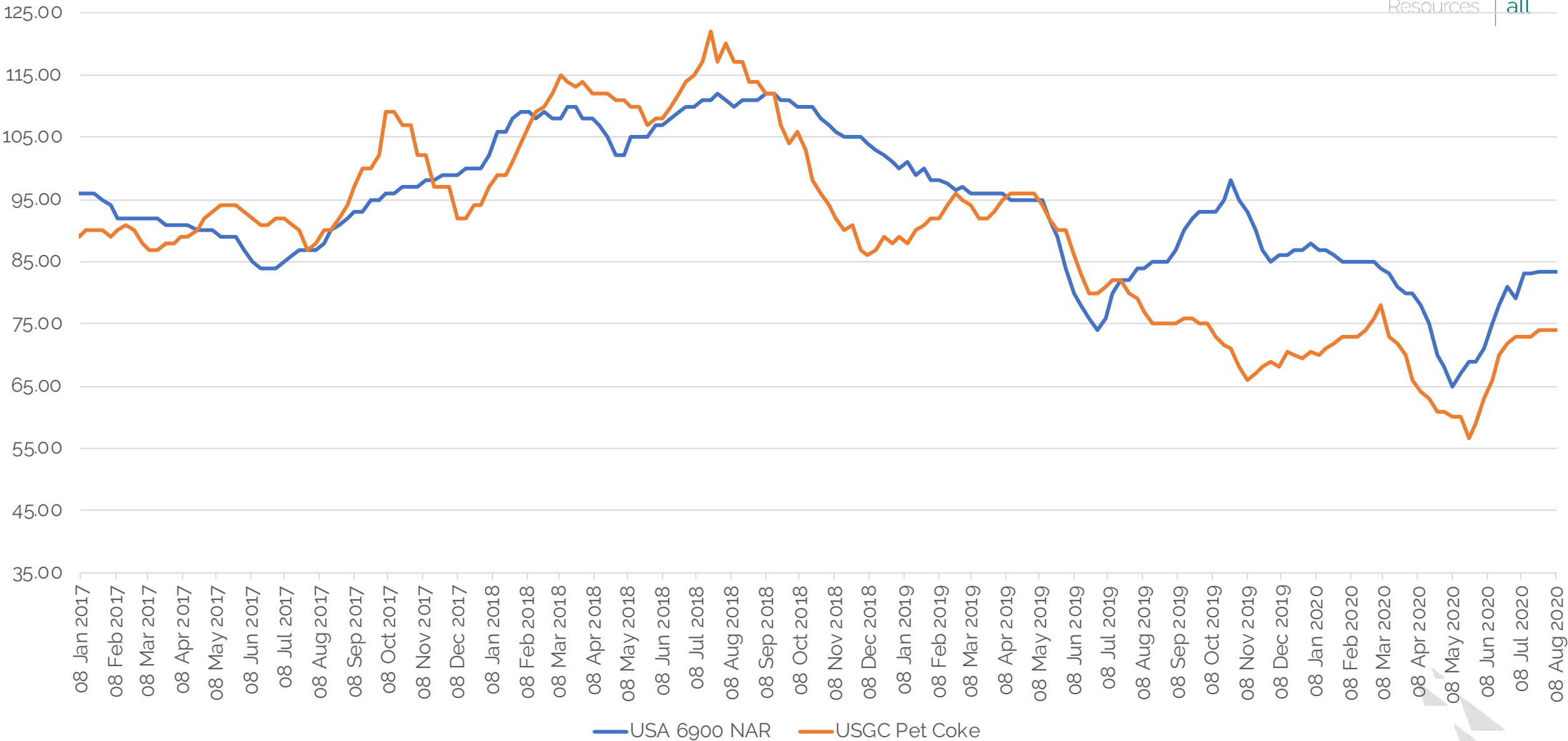
■ CPC ■ FUEL GRADE ■ ANODE ■ OTHER



■ CPC ■ FUEL GRADE ■ ANODE ■ OTHER

Pet Coke International Price

(Per MT in USD CFR West Coast India)



Pet Coke Domestic Price

(Per MT in INR Ex-Refinery)

		May-20	Jun-20	Jul-20	Aug-20
Basic Price (per MT) (In INR)	RIL	5,892	5,697	6,750	7,268
	Nayara	5,890	5,705	6,755	7,275
	CPCCL	5,180	4,980	5,200	6,030
	IOCL - Koyali (Rake)	5,950	5,700	6,300	7,800
	IOCL - Paradip (Rake)	5,870	5,310	6,060	7,610
	IOCL - Haldia (Rake)	6,040	6,040	6,040	6,040
	MRPL (Rake)	6,190	6,190	6,190	6,590
	BPCL - Bina (Rake)		7,832	7,555	
	BPCL - Kochi (Rake)		5,942	5,432	



Write us for any question and feedback

vasudev@iman-resources.com

linus@iman-resources.com



+971 50 219 3120



+91 96195 30330
+91 98306 87087



+1 703 609 4422



www.iman-resources.com